




T Basic 117 ep75 HP85

T Basic 117 ep75 HP85

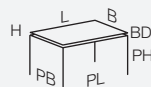
# T Basic



 : HPL

 : EPOXY / CHR / SAT (CHR, SAT : frame ep12)

Ø 35 mm

HT75



	86	16	117	128	90	100	110D
L x B	80x60	100x60	110x70	120x80	diam.90	diam.100	diam.110+40
H	74,5	74,5	74,5	74,5	75,1	75,1	74,9
BD (mm)	20 mm	20 mm	20 mm	20 mm	26 mm	26 mm	24 mm
PH	67,5	67,5	67,5	67,5	67,5	67,5	67,5
PB	50	50	60	70	50	56	63
PL	70	90	100	110	50	56	63
 m³	0,05	0,06	0,08	0,1	0,07	0,09	0,11
 kg	14,4	16,9	20,3	25,3	19,6	24,1	34,5